

INSTRUCTIONS FOR SET UP & PROPER CLOSURE

EDFSTARBOX3000

Questar Solutions, LLC

Items Required for Proper Closure:

- 1 – EDL50 Poly Liner, 8 Mil. (Provided by Questar)
- 1 – 84-1-04 Zip Tie, 15” (Provided by Questar)
- 5 – Square-Hed® Cap Nails (Provided by Questar)
- 5 – Strips of Tape, 57” x 3” (12.4 Grams) (Shurtape #GS490)
- 1 – 42” x 42” Pallet (See Specification Below for Details)

Step 1 Place box on a level surface. Erect the outside box. Lay box on the side and center one bottom flap on pallet, aligning parallel with top deck boards. Make sure flap edge is in center of top deck board #4 (See diagram 1 below).

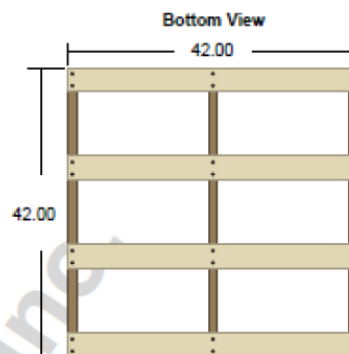

Step 2 Using the (5) supplied nails; place (3) nails down the center stringer board connecting with top deck board 1, 3 and 4. Place remaining 2 nails on the bottom box flap corners, 3” from the side and 1” from front edge connecting to top deck board #4.

Step 3 Fold in remaining bottom flap and pull box into upright position.

Step 4 Insert the supplied liner, ensuring the bottom is expanded to cover the inner box. Fold the excess liner over all 4 edges of the box while filling the container.

Step 5 Once box is full to weight capacity listed on container (do not overfill box), twist the liner clockwise one full turn and secure with the supplied zip tie at 8” from the top of liner. Make sure zip tie is pulled tight until 9.5” of excess zip tie remains. Fold liner excess material down neatly onto the top of the filled liner.

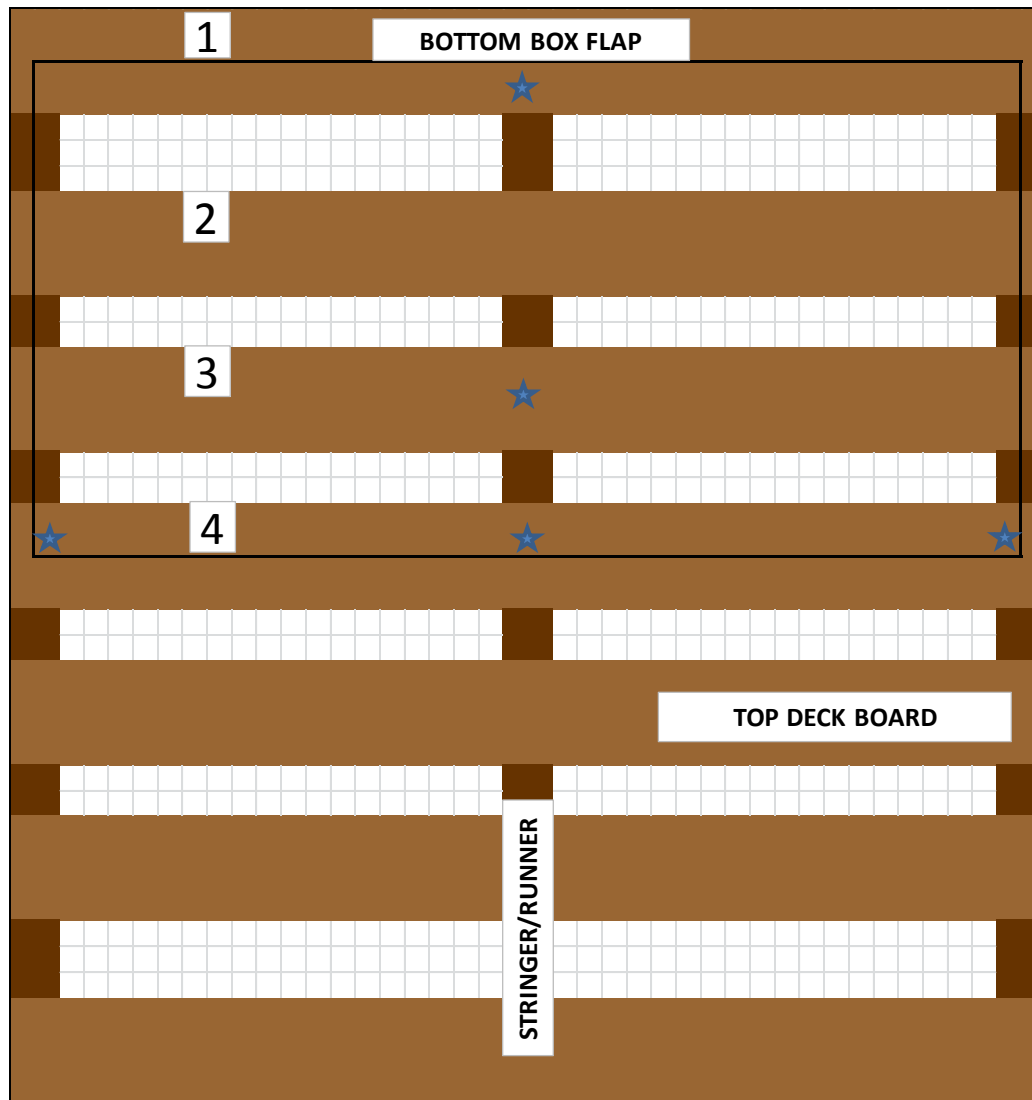
Step 6 Fold and square the top flaps of the box. Take (3) strips of the 3” filament tape and run these lengthwise over the center gap, ensuring the tape extends 10” down both edges of the box. Each strip should overlap the previous strip by 1”. Use the remaining (2) strips of tape and run these lengthwise over each outer edge of the major flaps, forming an “H” pattern. Make sure the 2 strips extend 10” vertically down each box corner.



Top Deck:			
Style: Deckboard		Type: Recycled Lumber	
Number	Thickness	Width	Length
7	0.563	3.500	42.00
Volume: 4.0 bd ft			
Bottom Deck:			
Style: Deckboard		Type: Recycled Lumber	
Number	Thickness	Width	Length
4	0.563	3.500	42.00
Volume: 2.3 bd ft			
Stringers:			
Type: Recycled Lumber			
Number	Width	Height	Length
3	1.250	3.500	42.00
Volume: 3.8 bd ft			

***IF CLIENT WOULD LIKE TO PROVIDE THEIR OWN PALLET, THEY MUST ENSURE PALLET MEETS SPECIFICATION LISTED HERE.

DIAGRAM 1



*PLEASE ENSURE BOX FLAP EDGE RUNS PARALLEL TO THE DECK BOARDS, NOT TO THE STRINGER

*BOX WILL HAVE FIVE TOTAL NAILS

*3 OF THE NAILS MUST BE PLACED SO THAT THEY HIT THE CENTER STRINGER AND TOP DECK BOARD (AS PICTURED)

If any questions arise during the set up or closure of this container, please call Questar Solutions, LLC at 330-966-2070 for assistance.